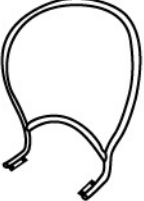
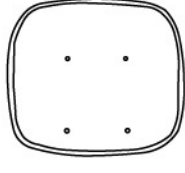
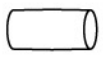

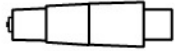


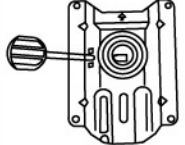







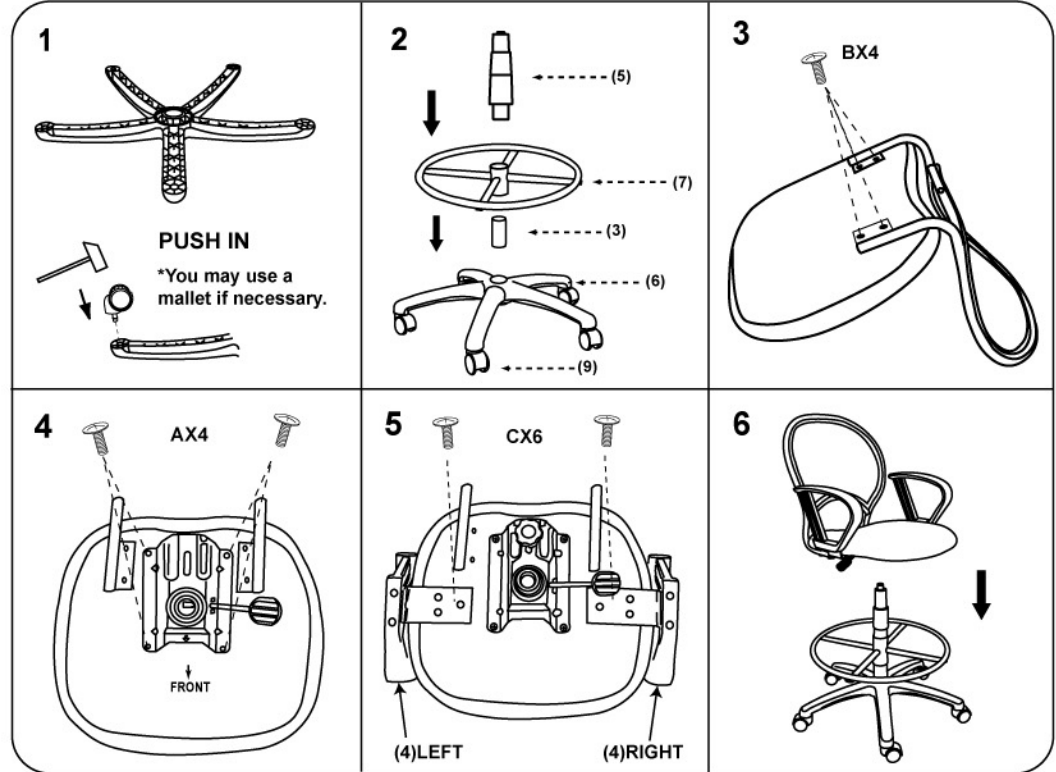


Please unscrew all hardware from cushion before assembly.
Por favor de destornillar todos los tornillos del cojín antes de ensamblar la silla.

MODEL: 16205 16206 16207

(1)x1	(2)x1	(3)x1	(4)X1(L)X1(R)
			
BACK	SEAT	TU009-EXT	16206 / 16207 Arms
(5)x1	(6)x1	(7)x1	(8)X1
			
Gas Lift	Base	TU009	Mechanism
(9)X5	<p>Insert and loosely tighten all screws. When assembly is completed, fully tighten all screws before using. This chair is only intended for sitting. Any other use will void the warranty.</p>		
			
Casters			

MODEL: B16206		MODEL: B16207	
Ax4	 M8X22 Mechanism Screws	Ax4	 M8X22 Mechanism Screws
Bx4	 M6X22 Back Bar Screws	Bx4	 M6X22 Back Bar Screws
Cx6	 M6X22 Arm Screws	Cx6	 M6X30 Arm Screws



16205

16206

16207

Customer Service Hotline: 1-800-593-1888
For further assembly instructions,
please visit our website at www.bosschair.com