
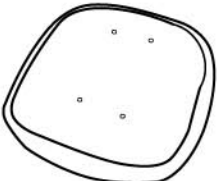




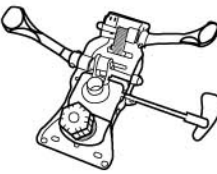
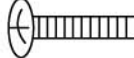

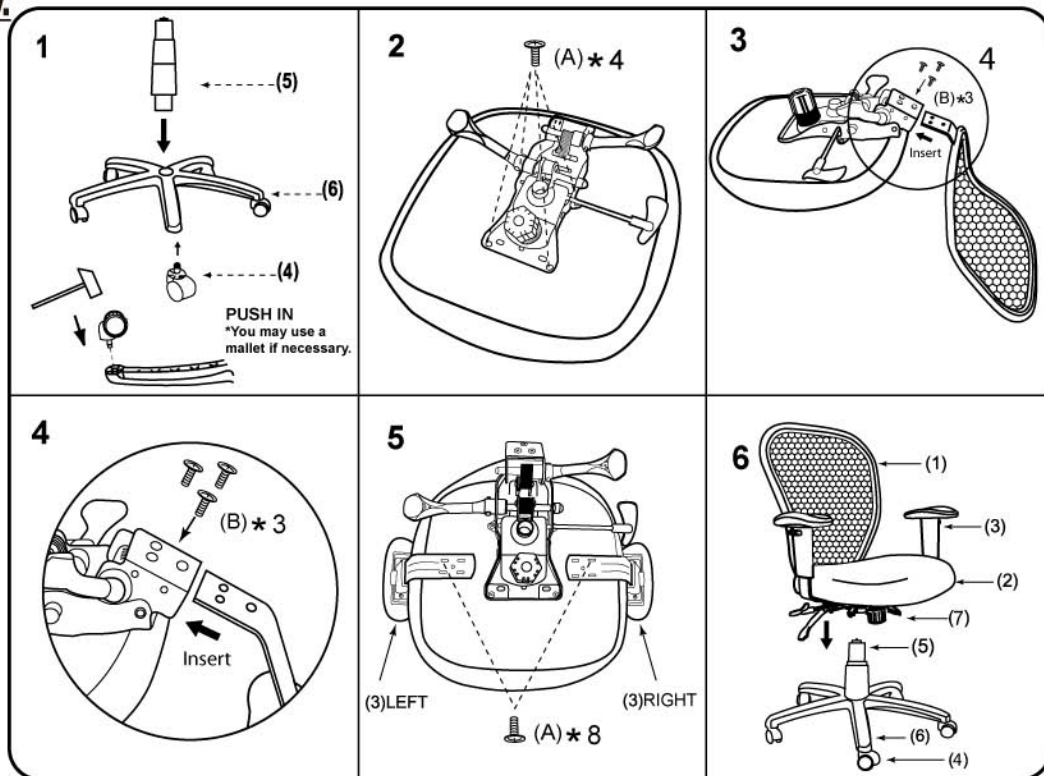



Please unscrew all hardware from cushion before assembly.
Por favor de destornillar todos los tornillos del cojín antes de ensamblar la silla.

MODEL: B6008

(1)x1	(2)x1	(3)x1 (L)x1 (R)
 Back	 Seat	 TU034 Left-Arm & Right-Arm
(4)x 5	(5)x1	(6)x1
 TU015 Caster	 TU026 Gas Lift W/ Cover	 TU005 27" Nylon Base
(7)x1		
 YM8630 3 Paddle Mechanism	(A)X12  M6X22 Arm Screws Mechanism Screws	(B)X3  M8X22 Back Bar Screws



Insert and loosely tighten all screws. When assembly is completed, fully tighten all screws before using. This chair is only intended for sitting. Any other use will void the warranty.



Customer Service Hotline: 1-800-593-1888
For further assembly instructions,
please visit our website at www.bosschair.com