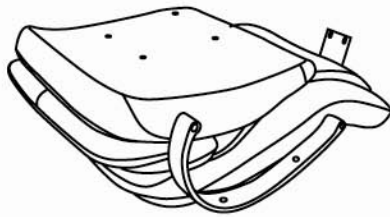










Please unscrew all hardware from cushion before assembly.
Por favor de destornillar todos los tornillos del cojín antes de ensamblar la silla.


MODEL: B9221 9226 W/TU007

(1)x1		(2)x5	
			
Back & Seat W/ ARMS		Caster	
(3)x1	(4)x1	(5)x1	
			
Mechanism	Gas Lift W/ Cover	5-Star Base	
<p>Customer Service Hotline: 1-800-593-1888 For further assembly instructions, please visit our website at www.bosschair.com</p>			
(A)*4PCS		M8X22 Mechanism Screws	
(B)*4PCS		M8X30 Back Bar Screws	
(C)*4PCS		ARM CAP	
(D)*1PC		ALLEN KEY	

1



PUSH IN
*You may use a mallet if necessary.



2



3



Ax4

4



5



Bx4

6



D

7



Cx1

Note: Please tighten all arm screws using allen key before step 7

Insert and loosely tighten all screws. When assembly is completed, fully tighten all screws before using. This chair is only intended for sitting. Any other use will void the warranty.






>250LB