








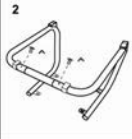







Please unscrew all hardware from cushion before assembly.
 Por favor de destornillar todos los tornillos del cojin antes de ensamblar la silla.

MODEL: B9229

(1)x1		(2)x1	
			
Back & Seat W/ ARMS		Connecting Bar	
(3)x1			
			
Sled Base			
(A)*2PCS		M6*8 CONNECTING BAR SCREW	
(B)*4PCS		M8*30 BACK BAR SCREWS	
(C)*4PCS		M6*22 SLED BASE/SEAT SCREW	
(D)*4PCS		ARM CAP	
(E)*1PC		ALLEN KEY	

1 	2 	3 
4 	5 	6 
7 	<p>Note: Please tighten all arm screws using allen key before step 7</p> <p>Insert and loosely tighten all screws. When assembly is completed, fully tighten all screws before using. This chair is only intended for sitting. Any other use will void the warranty.</p>	

Customer Service Hotline: 1-800-593-1888
 For further assembly instructions,
 please visit our website at www.bosschair.com

