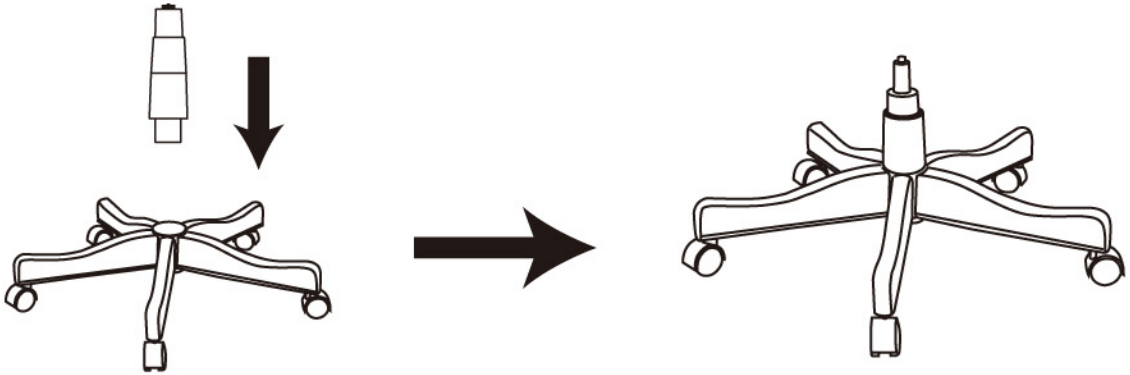


# CHAIR SETUP INSTRUCTIONS

MODEL: B970


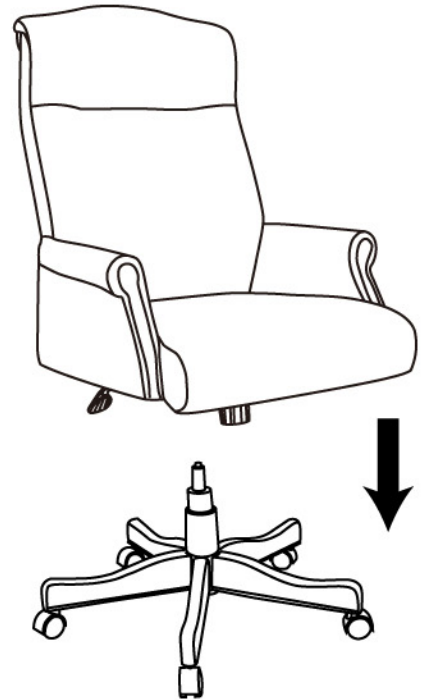
## Step 1

Insert the Gas Lift into the base



## Step 2

Place the Chair onto the Base



This chair is only intended for sitting. Any other use will void the warranty.

**Customer Service Hotline: 1-800-593-1888**  
For further assembly instructions,  
please visit our website at [www.bosschair.com](http://www.bosschair.com)